






Care and maintenance instructions

	Do not wash. The apron can be wiped clean with a wet cloth.
	Do not use bleach or other chlorine based agents.
	Do not tumble dry. Line dry or lay flat to dry.
	Do not iron.
	Do not dry clean.

Storage

Apron should be stored in their original packaging and away from heat, cold and humidity and in areas that are clean and well-ventilated.

The garments can be recycled through the appropriate channels in your country.

Disclaimer

Scandia Gear is not liable for damages that result from improper use of the product.

SCANSHARP APRON RW

High Performance Razor Wire Apron



User's Instruction

www.scandiagear.com

ROTTERDAM SINGAPORE HOUSTON DUBAI

SINCE 1974

MARITIME OUTFITTERS

 Scandia®

SCANDIA GEAR EUROPE B.V.

📍 Lorentzweg 31, 3208 LJ Spijkensisse, The Netherlands

☎ +31 (0)181 600 955 📠 +31 (0)181 600 966

✉ info@scandiagear.com 🌐 www.scandiagear.com

SCANSHARP APRON RW

High Performance Razor Wire Apron

Reference

ScanSharp Apron RW

Available sizes

One size fits all

Description

Extremely cut resistant apron. The clothing referred to in these instructions, complies with the essential requirements of the European Regulation 2016/425 for Personal Protective Equipment (PPE). This PPE is categorised as being a Category II item. EU Type examination has shown that this garment complies with the harmonized standards EN ISO 13688 (2013) and relevant parts of EN 388 (2016+2018) - mechanical hazards - glove protection.

Certified by:

SGS Fimko Ltd

Takomotie 8

FI-00380 Helsinki, Finland

(identification number: N.B. 0598)

The EU Declaration of Conformity (DOC) can be found at the Scandia Gear website (www.scandiangear.com), under the Scandia product name ScanSharp Apron RW and through the link "Declaration of Conformity".

Read this information carefully before first wear and keep it for future reference.

Application

This Standard specifies test methods and performance mechanical hazards such as abrasion, blade cut resistance, tear and puncture resistance. The test methods specified in this Standard were used to test the material of this apron for suitability against these hazards:



EN 388
Performance levels 4542X as defined in EN 388:2016 +A1:2018

EN 388:2016+A1:2018

Mechanical hazards

Levels of performance (of which 4 or 5 is the highest achievable level):

Abrasion resistance (level 1-4):	4
Blade cut resistance (level 1-5):	5
Tear resistance (level 1-4):	4
Puncture resistance (level 1-4):	2
Resistance to cutting by sharp objects EN ISO 13997 (levels A-F):	X

An X as result indicating that the model was not tested against this type of protection.

ANSI ANSI 105:2016

APPROVED

ASTM F2992:2015 - Blade cut resistance

The EN 388 standard describes the Coup test method for cut resistance in which a circular blade is moving back and forth across the sample under a fixed load. The number of cuts needed to cut through the fabric is compared to the resistance of a reference cotton fabric and expressed in a cut resistance Index figure. This test method has proven to be less suitable for materials with extremely high cut resistance.

ASTM F2292:2015 is more suitable for this type of materials. In this method, a weight is applied to a straight edge razorblade moving back and forth through the sample. The weight is increased until the material breaks. The force needed to cut through the material is expressed in a cut level.

Obtained ASTM blade cut level on ScanSharp Apron RW (level A1-A9): A7

Correct product use

Even if you wear good quality protective clothing, you still have to take into account that your safety cannot be guaranteed under all circumstances.

- This garment is suitable for wearing during an entire working day and contains no toxic, carcinogenic, mutagenic, or other substances that can affect the health or hygiene of the user adversely. No allergic reactions due to skin contact with this garment are known.
- Damaged clothing will most likely diminish the protection level of the garments. Regular checks on damage or ageing and if necessary repairing or replacing the garments will make sure your protection is maintained.
- The protection warranty applies only to the risks and hazards mentioned in this document.
- Protection against risks or hazards not mentioned in this document is therefore unwarranted. The levels of performance mentioned only apply to the material in new state (unwashed, without modifications).
- These levels of performance were achieved from tests conducted according to conditions defined by the applicable standards.
- To decrease the risk of injury, this item should not be worn around or when operating machines with moving parts.
- The clothing should be kept away from fire.

Ultimately, the wearer of the garments is responsible for his own safety.