






- Entrust garment repair to professionals and be sure to use the materials used in original production.
- The frequency of cleaning should be relative to usage and to the degree of soiling.
- The materials used in the garments are suitable for domestic washing. To avoid damaging the garments we recommend washing the garment inside out, with fixtures (e.g., zippers, buttons, etc.) closed or fastened, and on a gentle cycle.
- Consult your supplier for information regarding industrial laundering. No finishes are required to maintain the garments flame-resistant characteristics.
- Wear will diminish the garments anti-static properties, be sure to regularly check the garments capacity for protection.
- Prolonged exposure to solvents, detergents, disinfectants, and stain removers will damage the garments.
- Clean or treat stains as soon as possible. Wipe grease and dirt with a damp cloth. Do not store soiled garments.
- Laboratory tests indicate that the fabric used in these garments meets the requirements for flame spread of EN ISO 11612 after 5 washes.

## Disclaimer

Scandia Gear is not liable for damages that result from the improper use of these garments.

Certification of these garments was conducted by the following notified body: SGS Fimko Ltd, Takomotie 8, FI-00380 Helsinki - Finland (N.B. 0598).

	Maximum washing temperature is 40°C / 104°F. Remark: washing at lower temperatures will improve the service life of the garments. The service life will also be influenced by the type and dosage of the detergents used.
	Reduce your footprint: wash less, save water and energy
	Do not use bleach or other chlorine-based agents.
	Do not tumble dry. Line dry or lay flat to dry.
	Iron at low temperature (one dot).
	Can be dry-cleaned.

 Made with 100% recycled paper

SCANDIA GEAR EUROPE B.V.  
 Lorentzweg 31, 3208 LJ Spijkensse, The Netherlands  
 ☎ +31 (0)181 600 955 📠 +31 (0)181 600 966  
 ✉ info@scandiagear.com 🌐 www.scandiagear.com

## Anti-static protective clothing for industrial workers exposed to heat and flame



### User's Instruction

www.scandiagear.com

ROTTERDAM SINGAPORE HOUSTON DUBAI

SINCE 1974

MARITIME OUTFITTERS

 Scandia®

# Anti-static protective clothing for industrial workers exposed to heat and flame

## Information for the wearer

### Clothing in compliance with:

EN ISO 11612 A1B1C1 / EN 1149-5

**Read these instructions carefully prior to first use and store them for future consultation.**

### Reference

The clothing referred to in these instructions, complies with the essential requirements of the EU Regulation 2016/425 concerning Personal Protective Equipment (PPE). Type examination proved that the garments comply with the harmonized standards EN ISO13688 (2013), EN 1149-5 (2018) and EN ISO 11612 (2015) levels A1 B1 C1.

The EU Declaration of Conformity (DOC) can be found at the Scandia Gear website ([www.scandiegear.com](http://www.scandiegear.com)), under the Scandia product name ScanClava FR AS or ScanTarga FR AS and through the link "Declaration of Conformity"

## Application



### EN ISO 11612:2015 - Protection against heat and flame

Garment meets performance requirements for levels A1, B1, and C1. Wearer is protected against short contact with flame as well as convective and radiation heat.

- A1: outer material tested on flame spread according to EN15025 procedure A1: surface ignition.
- B1: convective heat: 3 levels of which 1 is lowest.
- C1: radiation heat: 4 levels of which 1 is lowest.
- Dn: molten aluminium: no protection provided.
- En: molten iron: no protection provided.
- Fn: contact heat: no protection provided.

Note: n=0 denotes that no protection is provided against this specific risk.



EN 1149-5: 2018

### EN 1149-5:2018 - Electrostatic properties

Garment complies with EN1149-5: 2018. Garment is designed to prevent discharges of static electricity. This garment does not protect against main voltages nor does it offer the wearer protection in oxygen-enriched environments.

## General product use

- Prior to performing work associated with certain risks, consult your safety officer or line manager regarding the appropriate PPE.
- Even when wearing high quality protective clothing, please remember that your safety cannot be guaranteed under any circumstance.
- For full protection, the user shall wear a complete suit whose components provide the same level of protection (a suit means coveralls, a two-piece suit consisting of a jacket and a pair of trousers or a bib and braces).
- The design of two-piece suits takes into account an overlap of 20 cm between the upper and lower parts. Make sure to consider this when choosing your size.
- These garments are suitable for wear during an entire workday and contain no toxic, carcinogenic, mutagenic, or other substances that adversely affect the health and hygiene of the wearer. There are no known allergic reactions due to skin contact with these garments.
- These garments can be recycled.
- Damage to these garments (e.g., holes and tears) will likely diminish the protection they provide. Regular checks on damage and wear and, if necessary, repairing or replacing the garments will ensure your protection.

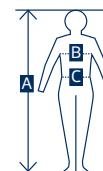
### Special warnings - heat and flame protection

- In the event of accidental splash of chemical or flammable liquids, exit the work area and remove garments carefully, ensuring the chemical or liquid does not come into contact with skin. Depending on damage, the garments should either be cleaned or recycled.
- These garments flame-resistant properties will diminish if the garments are contaminated with flammable material (e.g., oil, dirt).

### Special warnings explosive atmospheres

- To ensure conductivity, contact between the garments and the wearer's skin is necessary. Please ensure that, as much as possible, the garments are worn closed.
- To ensure the discharge of electrostatic charges, the garments must be grounded properly (e.g., maximum resistance, 10<sup>8</sup> Ohm).
- At the design stage, the manufacturer ensured that all metallic parts would be covered, during normal use, to prevent the generation of sparks. Please ensure that, while wearing these garments their metallic parts and accessories are covered at all times. Also make sure these garments cover, at all times, the clothing you are wearing under them (e.g., when you are bending or reaching).
- Do not attach any accessories or equipment to the outside of these garments unless they fulfill ATEX requirements (e.g., mobile telephones should be kept outside these work environments or turned off).
- These garments are not suitable for the risks related to working in oxygen-enriched environments.
- Under no circumstances should you remove these garments in explosive atmospheres or while handling flammable or explosive substances.
- Soiling will change the characteristics of these garments. Regular and thorough cleaning provides for the garments continued performance (see care instructions).

## Sizes



A= Total length (cm)

B= Chest (cm)

C= Waist (cm)

Consult the label in the garment to determine if the size is suitable for your body measurements. The dimensions shown on the garments labels are body measurements, not the garments sizes.

## Care and maintenance instructions

- Check the garments for damage before each wear.